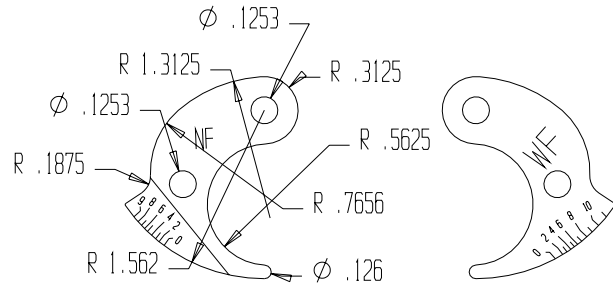
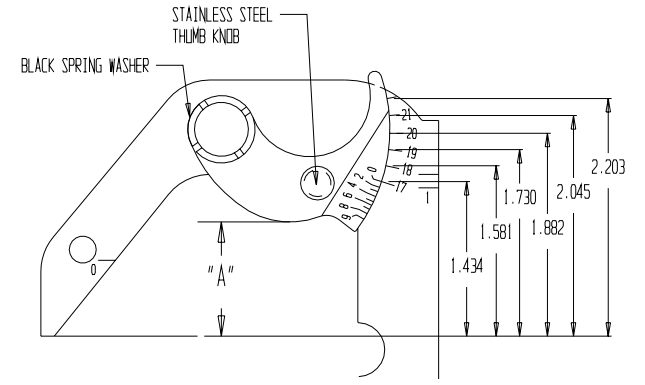


FINGER RADII CENTERS	
0.3125	(0.00, 0.00)
0.251A	(0.00, 0.00)
0.251B	(-0.755726, -0.685488)
1.3125	(0.0536604, -0.999073)
0.7656	(-0.29881, -0.573978)
1.562	(0.00, 0.00)
0.126	(0.00, -1.49899)
0.5625	(0.0332779, -0.874367)
0.1875	(-1.24331, -0.610423)



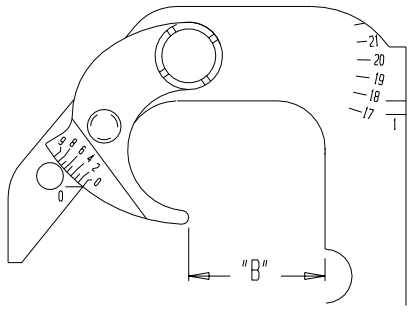
WIDE FLANGE MARKINGS (OPTIONAL)

	A	1/16
0 AT 22	1.375	22
0 AT 21	1.313	21
0 AT 20	1.250	20
0 AT 19	1.188	19
0 AT 18	1.125	18
0 AT 17	1.063	17



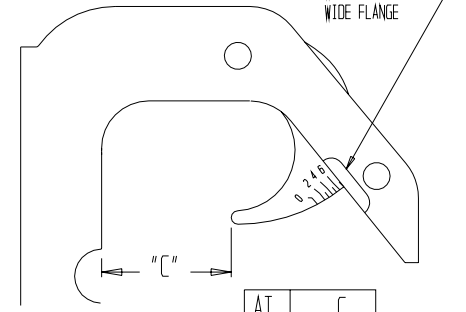
WIDE FLANGE MARKINGS (OPTIONAL)

PROVIDE RELIEF WHEN MARKED FOR WIDE FLANGE

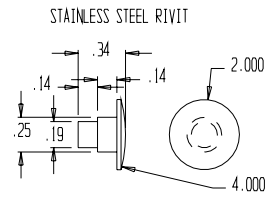
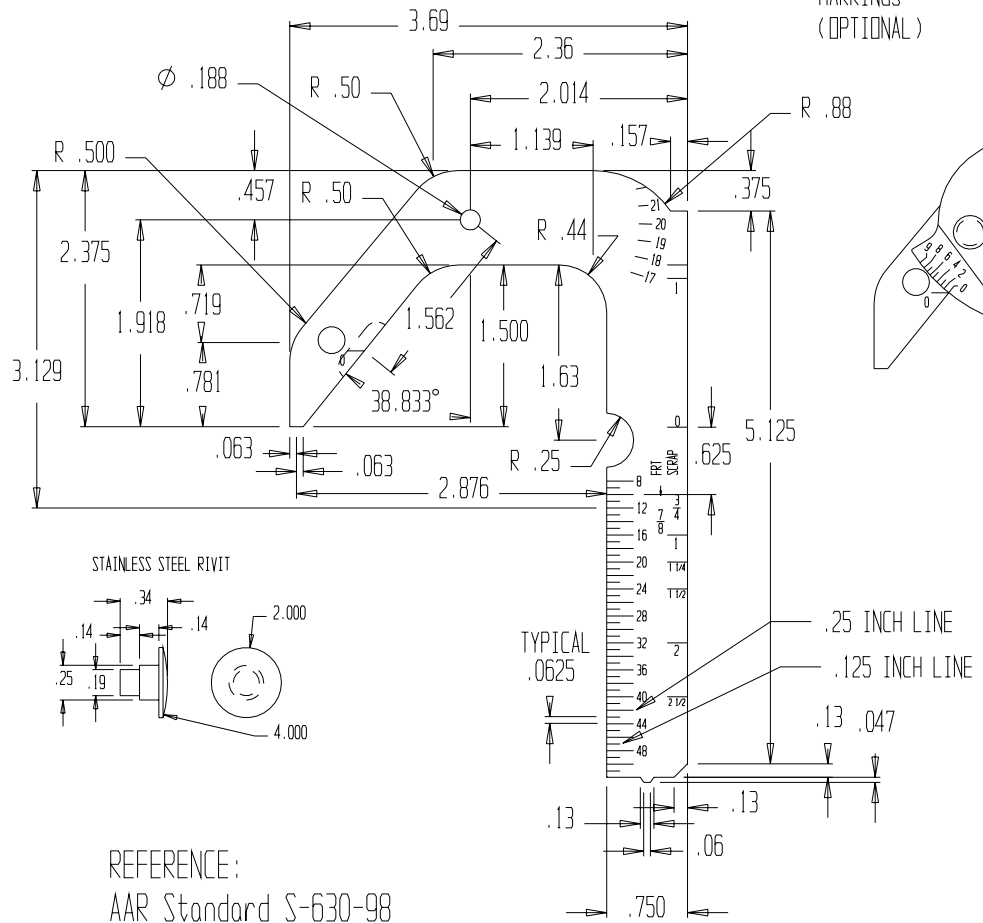


AT	B
0	1.264
2	1.210
3	1.168
4	1.120
5	1.070
6	1.034
7	0.995
8	0.951
9	0.894

MANUFACTURE TOLERANCE +/- .005  
RECERTIFICATION TOLERANCE: +/- .010



AT	C
0	1.483
2	1.408
3	1.364
4	1.323
5	1.283
6	1.248
7	1.203
8	1.142
9	1.077
10	0.997
11	0.896



REFERENCE:  
AAR Standard S-630-98

FOR BOTH  
NARROW AND WIDE FLANGE

SCALE: .5X

WINCHESTER INDUSTRIES INC.				
STEEL WHEEL GAGE (NF&WF)				
SIZE A	Job#	DWG NO. W601A	Disk	REV B
CUSTOMER			ENG	JCD 11/18/98